

# COMMUNITY PET PREPAREDNESS

**Keep Your Pets Safe!**



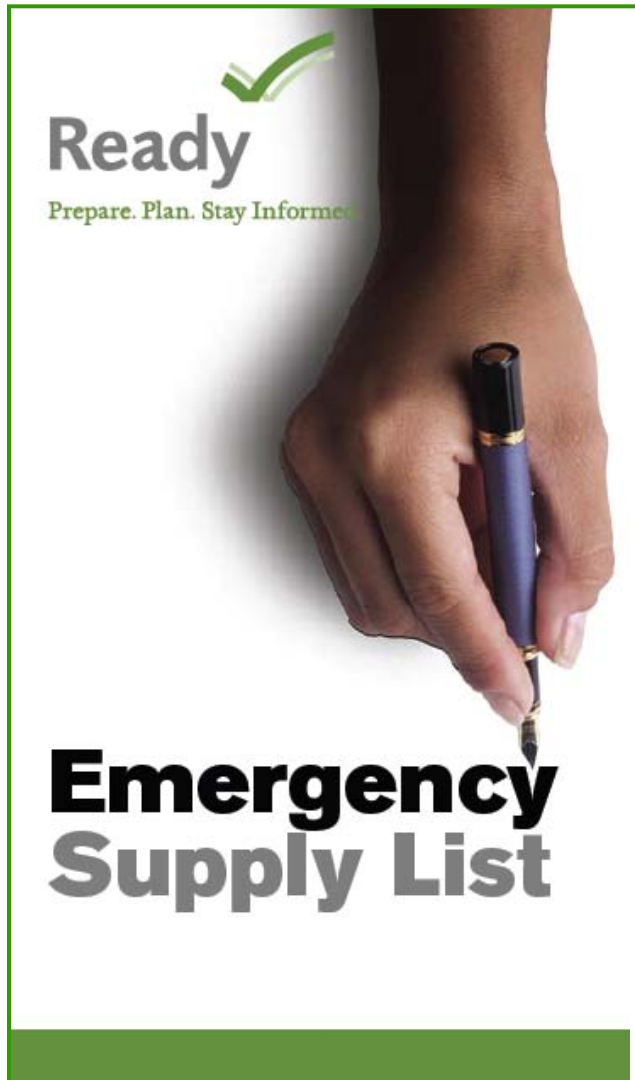
**LaPorte County Pandemic  
Response Group**

# Emergencies Happen

- ✓ Disasters can strike at anytime
- ✓ Do you have a Family Emergency Plan?
- ✓ Does your plan include your pets?
- ✓ Does your local emergency response plan include pets?



# Be Prepared for Disasters



- ✓ Get an Emergency Supply Kit
- ✓ Make a Family Emergency Plan
- ✓ Be informed about different types of emergencies and the appropriate responses

# Step One: Get a Kit

- ✓ Download a supply list from [www.ready.gov](http://www.ready.gov)
- ✓ Have enough basic supplies for every individual and pet to survive for at least three days
- ✓ Consider the unique needs of your family, including your pets
- ✓ Have two emergency supply kits, a full kit at home and a smaller portable kit in your car or at your workplace



# Pet Emergency Kit Supplies



## Include:

- ✓ Food, enough for three days
- ✓ Water, enough for three days
- ✓ Pet medications
- ✓ Pet first aid kit
- ✓ ID tags, harness or leash
- ✓ Adoption papers, vaccination documents
- ✓ Crate or pet carrier
- ✓ Pet litter, paper towels, plastic bags, bleach,
- ✓ Picture of you and your pet together
- ✓ Familiar items (favorite toys, bedding, treats)

# Step Two: Make A Plan

- ✓ Your family may not be together when disaster strikes
- ✓ It is important to have an emergency plan already set in place
- ✓ You can download a Family Emergency Plan at [www.ready.gov](http://www.ready.gov)

Write down where your family spends the most time: work, school and other places you frequent. Schools, daycare providers, workplaces and apartment buildings should all have site-specific emergency plans that you and your family need to know about.

**Work Location 1:**  
Address: \_\_\_\_\_  
Phone #: \_\_\_\_\_  
Evacuation Location: \_\_\_\_\_

**Work Location 2:**  
Address: \_\_\_\_\_  
Phone #: \_\_\_\_\_  
Evacuation Location: \_\_\_\_\_

**Work Location 3:**  
Address: \_\_\_\_\_  
Phone #: \_\_\_\_\_  
Evacuation Location: \_\_\_\_\_

**Other Place Frequented:**  
Address: \_\_\_\_\_  
Phone #: \_\_\_\_\_  
Evacuation Location: \_\_\_\_\_

**Important Information:**

	Phone #	Policy#
Doctor(s):		
Pharmacist:		
Medical Ins:		
Homeowners/Rental Ins:		
Vet/ Kennel (for pets):		
Other:		

**School Location 1:**  
Address: \_\_\_\_\_  
Phone #: \_\_\_\_\_  
Evacuation Location: \_\_\_\_\_

**School Location 2:**  
Address: \_\_\_\_\_  
Phone #: \_\_\_\_\_  
Evacuation Location: \_\_\_\_\_


**School Location 3:**  
Address: \_\_\_\_\_  
Phone #: \_\_\_\_\_  
Evacuation Location: \_\_\_\_\_

**Other Place Frequented:**  
Address: \_\_\_\_\_  
Phone #: \_\_\_\_\_  
Evacuation Location: \_\_\_\_\_

**Call 911 for Emergencies**

**Ready**  
Prepare. Plan. Stay Informed.

**Family Emergency Plan**

 **Homeland Security**  
[www.ready.gov](http://www.ready.gov)

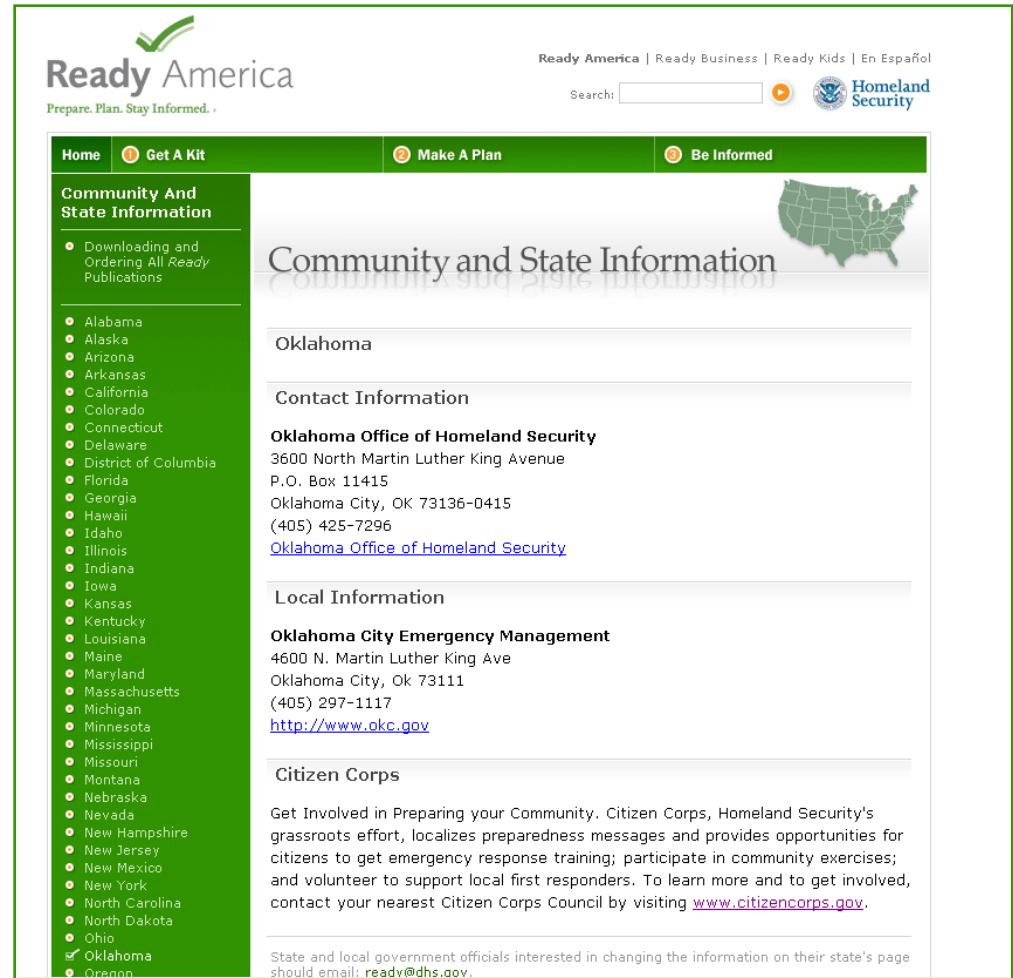
# Emergency Plan for Pets

- ✓ Create an evacuation plan for you, your family, and your pets
- ✓ Consider family and friends who would be willing to take in you and your pets
- ✓ Locate hotels and motels that are pet friendly
- ✓ Research local boarding facilities (kennels or veterinary hospitals)
- ✓ Develop a buddy system
- ✓ Plan with neighbors, friends, or relatives to make sure that someone is available to care for pets if you are unable to do so
- ✓ Talk to your pet's veterinarian about emergency planning
- ✓ Gather contact information for emergency animal treatment



# Step Three: Be Informed

- ✓ Be informed about the types of emergencies that can happen where you live and work
- ✓ Be informed on your local emergency response plan
- ✓ Inform your community on the importance pet preparedness



The screenshot displays the 'Ready America' website interface. At the top, the logo 'Ready America' is accompanied by the tagline 'Prepare. Plan. Stay Informed.' and navigation links for 'Ready America | Ready Business | Ready Kids | En Español'. A search bar and the 'Homeland Security' logo are also visible. The main navigation bar includes 'Home', '1 Get A Kit', '2 Make A Plan', and '3 Be Informed'. The 'Be Informed' section is active, showing a map of the United States and the heading 'Community and State Information'. A sidebar on the left lists all 50 states, with 'Oklahoma' selected and marked with a checkmark. The main content area for Oklahoma includes: 'Oklahoma Office of Homeland Security' with address '3600 North Martin Luther King Avenue, P.O. Box 11415, Oklahoma City, OK 73136-0415' and phone '(405) 425-7296'; 'Oklahoma City Emergency Management' with address '4600 N. Martin Luther King Ave, Oklahoma City, Ok 73111' and phone '(405) 297-1117'; and 'Citizen Corps' information encouraging community involvement and providing the website [www.citizen corps.gov](http://www.citizen corps.gov). A footer note states: 'State and local government officials interested in changing the information on their state's page should email: [ready@dhs.gov](mailto:ready@dhs.gov)'.

# Resources

✓ To order *Ready* Brochures call  
1-800-BE-READY (480-2520)

✓ [www.ready.gov](http://www.ready.gov)

✓ [www.listo.gov](http://www.listo.gov)

The screenshot shows the 'Ready America' website. The header includes the logo and navigation links for 'Ready America', 'Ready Business', 'Ready Kids', and 'En Español'. A search bar and the 'Homeland Security' logo are also present. The main navigation bar has three items: 'Home', '1 Get A Kit', '2 Make A Plan', and '3 Be Informed'. The page title is 'Downloading & Ordering All Ready Publications'. A sidebar on the left lists 'Publications' with a checked item 'Downloading and Ordering All Ready Publications' and two other items: 'Download Hi-Resolution Publications' and 'Order Publications'. Below this is a section 'Here's Something To Think About...' with text about landline phones. The main content area has links for 'Individual & Family Publications', 'Business Publications', and 'Kids Publications'. It includes a section 'Downloading Publications' with text about the U.S. Department of Homeland Security's availability of files and an 'Email to a Friend' button. Below that is a 'Reprint Terms Of Use' section with a list of conditions and a small image of a brochure. At the bottom, it provides contact information for DHS's Office of Public Affairs and a section for 'Ordering Publications'.

Ready America | Ready Business | Ready Kids | En Español  
Prepare. Plan. Stay Informed.

Search:

Home 1 Get A Kit 2 Make A Plan 3 Be Informed

**Publications**

- ✓ Downloading and Ordering All Ready Publications
- Download Hi-Resolution Publications
- Order Publications

**Here's Something To Think About...**

You should have at least one traditionally wired landline phone, as cordless or cellular phones may not work in an emergency.

## Downloading & Ordering All Ready Publications

[Individual & Family Publications](#) | [Business Publications](#) | [Kids Publications](#)

### Downloading Publications

The U.S. Department of Homeland Security has made files for the *Ready* Campaign's publications available to the public to download at no cost. As a result, organizations can reproduce these materials and help expand the reach of this critical information. If you wish to place your organization's logo or mailing information on the publication, please download the customizable brochure back cover.

[Email to a Friend.](#)

### Reprint Terms Of Use

In reproducing the publication, you agree to the following:

- Any customization of the publication will be limited to the addition of a logo and address on the back cover, not to exceed the type size of DHS's name and address, in the location provided.
- The content, photos, graphics and figures will not be altered in any way beyond permitted customization.
- The materials should not be used or displayed in any manner as to imply that the Department of Homeland Security or the U.S. Government endorses your company's products or services.

If you have any comments or concerns about this agreement, please contact **DHS's Office of Public Affairs at (202) 282-8010.**

### Ordering Publications

# Local Contact Information

- ✓ [http://www.laportecounty.org/departments/animal\\_shelter/index.html](http://www.laportecounty.org/departments/animal_shelter/index.html)  
Phone: 219/326-1637  
**Hours of Operation:** 10:00 a.m. - 4:00 p.m.  
Monday Through Friday, Closed Saturday and Sunday.
- ✓ <http://emichigancity.com/cityhall/departments/animal/index.htm>  
Phone: 219/873-1500  
**Hours of Operation:** Monday – Friday 7:00a.m. - 2:30 p.m.
- ✓ <http://www.michianahumanesociety.org>  
Phone: 219/872-4499  
**Hours of Operation:** Mon, Weds, Thurs, and Friday 11am-5pm; Sat-11am-4pm; Tues, Sun-Closed